
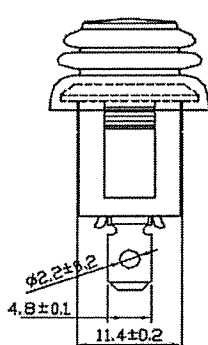
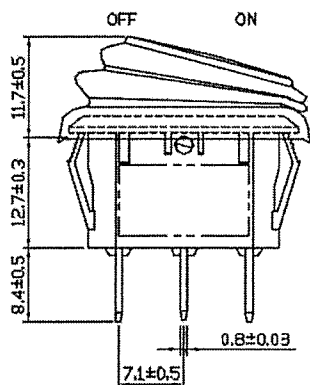
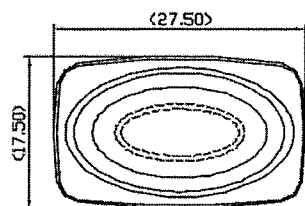


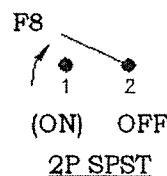
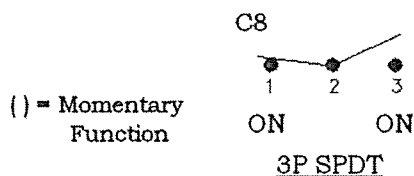
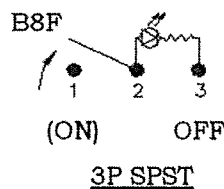
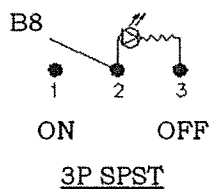
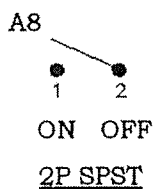
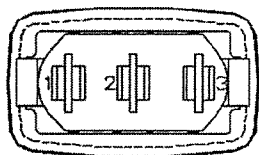
THIS INFORMATION IS CONFIDENTIAL AND PROPRIETARY TO CW INDUSTRIES INCORPORATED AND ITS AFFILIATES. IT MAY NOT BE DISCLOSED TO ANYONE, OTHER THAN CW INDUSTRIES PERSONNEL, WITHOUT WRITTEN AUTHORIZATION FROM CW INDUSTRIES INCORPORATED, SOUTHAMPTON, PENNSYLVANIA USA.

Rating	20A 14V DC, 10A 28V DC	Mounting Hole	Circuit Diagram
Contact Resistance	50m ohm Max.		SEE CHART
Insulation Resistance	DC 500V 100M ohm Min.		
Dielectric Strength	AC 1500V 1 minute		
Operation Temperature	25°C~85°C		
Switch Function	SEE CHART		

Frames are nylon (UL flame: 94V-2).  
 Actuators are Black, PC (94V-2).  
 Illuminated Actuators are molded in PC, available in  
 Red, Amber or Green Colors.  
 Waterproof Rubber: Black, Silicone.  
 Terminals are silver plated brass.  
 Waterproof and Dustproof to fit IP-65.



TERMINAL  
 0 2 1 .187" SQ



( ) = Momentary Function

Tolerances +/-0.3 Unless Otherwise Specified.  
 RoHS Compliant

1 4.8+/-0.1 Was 4.75+/-0.1 & 0.8+/-0.03 was 0.8+/-0.08. 11-7-16

**CW INDUSTRIES**  
 Southampton, Pa. 18966  
 Tel 215.355.7080/www.cwind.com

Date Drawn: 1/25/11

Rev. 1

Unit: mm

Checked By: *G. Gold*

Title: **ROCKER SWITCH**

CW P/N: **GRB278X8SERIES**